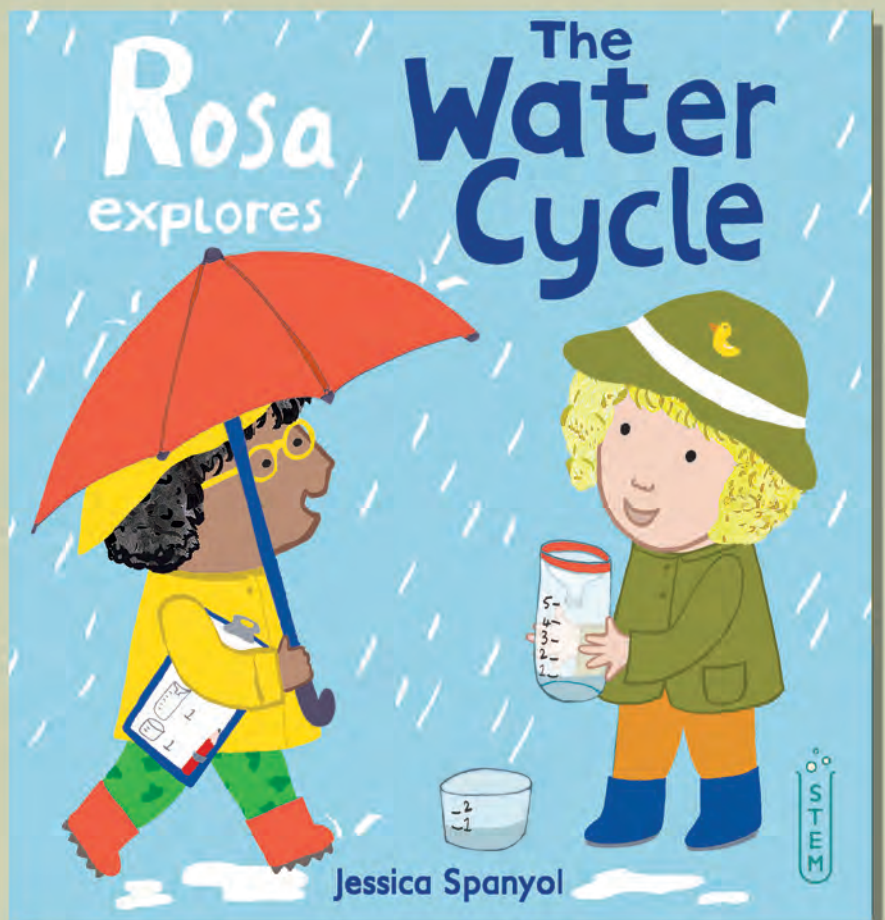


Rosa
explores

The Water Cycle

A pack of printable activities
to accompany the book
“Rosa Explores the Water Cycle”
by Jessica Spanyol




Draw Some Clouds!

Look at the different cloud shapes on this little poster.



In the space below, draw some clouds in different shapes. Is it going to rain?



Make Your Own Rain, Sleet, Hail and Snow Cards

Rain, sleet hail and snow are all made from water.

When they fall from clouds it is called precipitation.



Please draw some snow.



Please draw some hail.



Please draw some rain.



Please draw some sleet.




Lots of Puddles!

Pen Control Sheet

Join the dots and draw around the puddles.

You could use different coloured pens or pencils.



Rain Gauges

Use a blue pencil crayon and colour in 2 units of water.




Colour this picture in. Add some water into the rain gauge.
How much rainwater are you going to add?



Make Your Own Water Cycle Poster

Cut out the labels and stick them onto this mini poster!



Condensation

Evaporation

The Water Cycle

Precipitation

Rosa explores

The Water Cycle

Draw some rain, some puddles and colour in
this picture of Rosa and Gerard.



Rosa
explores

The Water Cycle

Please colour in this
picture of Rosa.

